

Please write clearly in block capitals.

Centre number

--	--	--	--	--

Candidate number

--	--	--	--

Surname

Forename(s)

Candidate signature

GCSE CHEMISTRY

F

Foundation Tier Paper 2

Wednesday 12 June 2019

Morning

Time allowed: 1 hour 45 minutes

Materials

For this paper you must have:

- a ruler
- a scientific calculator
- the periodic table (enclosed).

Instructions

- Use black ink or black ball-point pen.
- Fill in the boxes at the top of this page.
- Answer **all** questions in the spaces provided. Do not write outside the box around each page or on blank pages.
- Do all rough work in this book. Cross through any work you do not want to be marked.
- In all calculations, show clearly how you work out your answer.

Information

- The maximum mark for this paper is 100.
- The marks for questions are shown in brackets.
- You are expected to use a calculator where appropriate.
- You are reminded of the need for good English and clear presentation in your answers.

For Examiner's Use	
Question	Mark
1	
2	
3	
4	
5	
6	
7	
8	
9	
10	
TOTAL	



There are no questions printed on this page

*Do not write
outside the
box*

**DO NOT WRITE ON THIS PAGE
ANSWER IN THE SPACES PROVIDED**



0 2

Answer **all** questions in the spaces provided.

0 1

This question is about drinking water.

There are two main steps in producing drinking water from fresh water.

0 1 . 1

Draw **one** line from each step to the reason for the step.

[2 marks]

Step	Reason for step
Filtration	Desalination
Sterilisation	Improve taste
	Increase pH
	Kill bacteria
	Remove solids

0 1 . 2

Which **two** substances are used to sterilise fresh water?

[2 marks]

Tick (✓) **two** boxes.

Ammonia

Chlorine

Hydrogen

Nitrogen

Ozone

Turn over ►



A large amount of aluminium sulfate was accidentally added to the drinking water supply at a water treatment works.

0 1 . 3

Scientists tested a sample of the drinking water to show that it contained dissolved solids.

Which **two** methods show the presence of dissolved solids in the sample of drinking water?

[2 marks]

Tick (✓) **two** boxes.

Add damp litmus paper to the sample.

Evaporate all water from the sample.

Measure the sample's boiling point.

Test the sample with a glowing splint.



0 1 . 4 Scientists tested two water samples from the drinking water supply.

The scientists tested one sample for aluminium ions and the other sample for sulfate ions.

Draw **one** line from each ion to the compound needed to identify the ion.

[2 marks]

Ion	Compound needed to identify ion
Aluminium ion	Barium chloride
Sulfate ion	Copper sulfate
	Silver nitrate
	Sodium hydroxide
	Sulfuric acid

0 1 . 5 How could pure water be produced from drinking water that contained dissolved solids?

[1 mark]

Tick (✓) **one** box.

Chromatography	<input type="checkbox"/>
Cracking	<input type="checkbox"/>
Distillation	<input type="checkbox"/>
Sedimentation	<input type="checkbox"/>

Turn over ►



0 2

Some central heating boilers use methane as a fuel.

Carbon monoxide detectors are placed near central heating boilers.

0 2 . 1

Which **three** properties of carbon monoxide make it necessary to use carbon monoxide detectors?

Choose answers from the box.

[3 marks]

acidic	alkaline	colourless	corrosive
insoluble	odourless	toxic	

1 _____

2 _____

3 _____

0 2 . 2

Complete the sentence.

[1 mark]

Methane produces carbon monoxide when burning in a limited supply of

_____.

0 2 . 3

8 g of methane has a volume of 12 dm³ at room temperature and pressure.

Calculate the mass of 36 dm³ of methane.

[2 marks]

Mass = _____ g



0 2 . 4

Most methane is obtained from natural gas, which is a fossil fuel.

Methane can also be produced renewably.

Which **two** are renewable sources of methane?

[2 marks]

Tick (✓) **two** boxes.

Animal waste

Food in landfill

Nitrogen in the air

Non-biodegradable plastics

Scrap iron

8

Turn over for the next question

Turn over ►



0 3

Hydrogen is a raw material in the Haber process.

Hydrogen is produced from methane.

The word equation for the reaction is:



0 3 . 1

How can you tell that the reaction is reversible?

[1 mark]

0 3 . 2

The forward reaction is endothermic.

Name the type of energy change in the reverse reaction.

[1 mark]

0 3 . 3

A nickel catalyst is used in this reaction.

Why is a catalyst used in this reaction?

[2 marks]

Tick (✓) **two** boxes.

To increase the temperature

To produce less carbon monoxide

To reduce costs

To use less energy

To use less methane

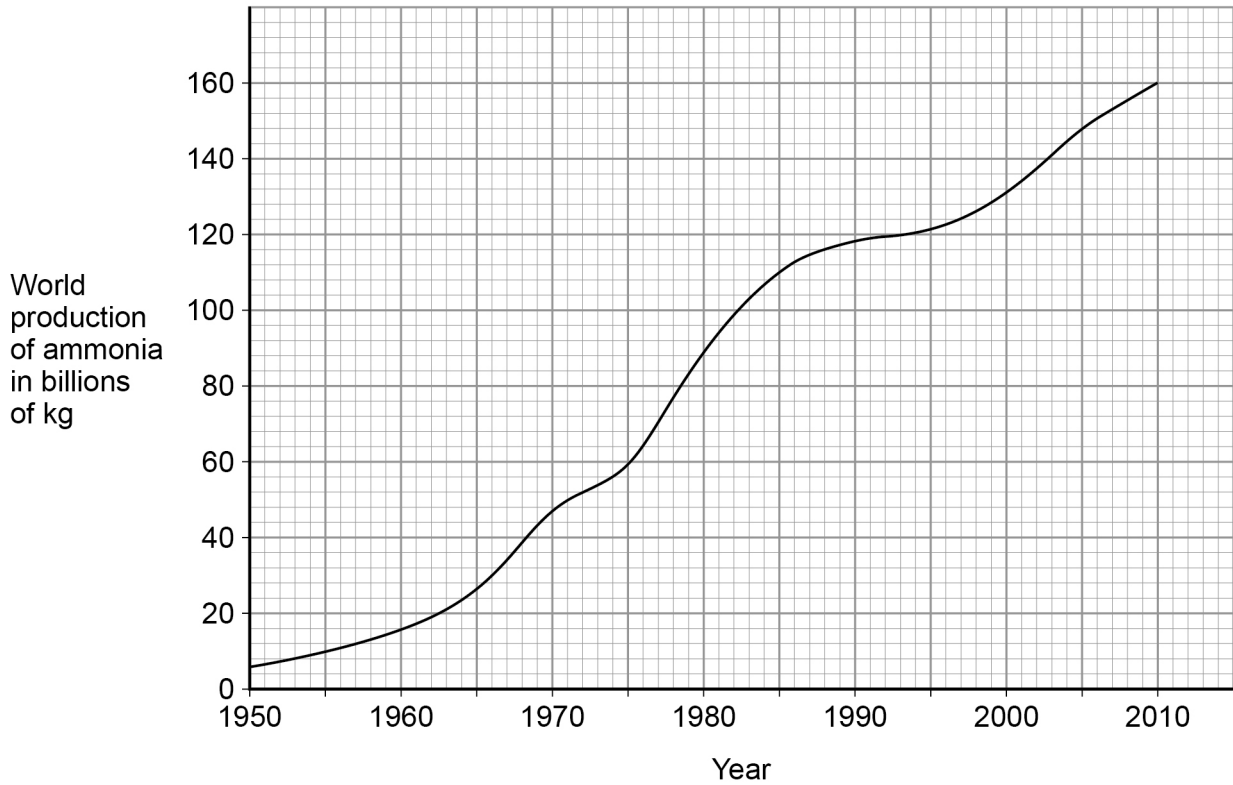


0 3 . 4

The Haber process also uses nitrogen to produce ammonia.

Figure 1 shows how the world production of ammonia changed between 1950 and 2010.

Figure 1



Describe how the world production of ammonia changed between 1950 and 2010.

[2 marks]

Turn over ►



Most of the ammonia produced is used to make fertilisers.

0 3 . 5 Why did the world production of ammonia change between 1950 and 2010?

[2 marks]

Tick (✓) **two** boxes.

The demand for food changed.

The demand for fuels changed.

The nitrogen percentage in air changed.

The number of cars changed.

The world population changed.

Table 1 shows data about four fertilisers, **A**, **B**, **C** and **D**.

Table 1

Fertiliser	Percentage by mass of nitrogen (%)	Percentage by mass of phosphorus (%)	Percentage by mass of potassium (%)
A	35.0	0.0	0.0
B	21.2	0.0	0.0
C	21.2	23.5	0.0
D	0.0	0.0	52.3



0 3 . 6 Which combination of fertilisers **A**, **B**, **C** and **D** provides **all** of the elements needed for an NPK fertiliser?

Use **Table 1**.

[1 mark]

Tick (✓) **one** box.

A and **C**

A and **D**

B and **C**

C and **D**

0 3 . 7 Which fertiliser is **not** made using ammonia?

Use **Table 1**.

[1 mark]

Tick (✓) **one** box.

A

B

C

D

10

Turn over ►



0 4

Titan is a moon of the planet Saturn.

Table 2 shows the percentages of some gases in the atmosphere of Titan and in the atmosphere of the Earth.

Table 2

Gas	Percentage of gas in atmosphere (%)	
	Titan	Earth
Nitrogen	98	78
Oxygen	Zero	21
Methane	1.4	0.0002
Argon	0.14	0.9
Carbon dioxide	0.0001	0.04

0 4 . 1

Which **two** gases are present in smaller percentages on the Earth than on Titan?

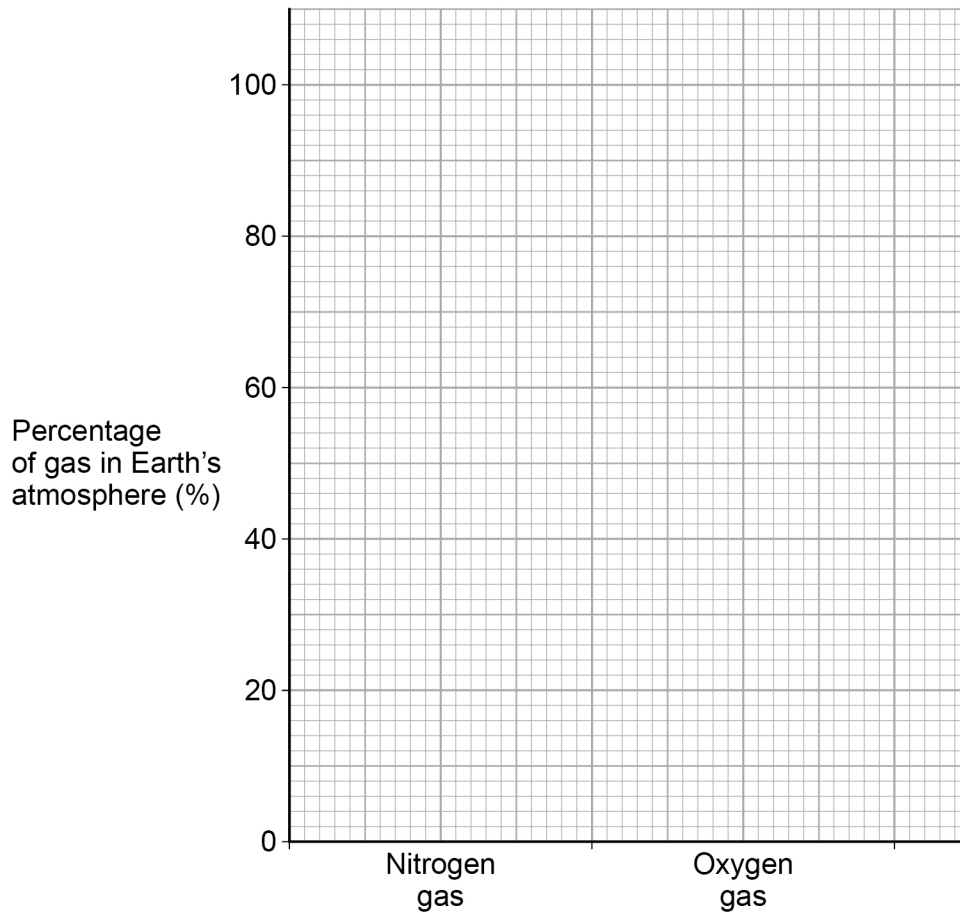
[1 mark]

_____ and _____



0 4 . 2

Complete the bar chart in **Figure 2** to show the percentages of nitrogen gas and oxygen gas in the Earth's atmosphere.

[2 marks]**Figure 2**

0 4 . 3

Why are algae less likely to photosynthesise on Titan than Earth?

Use **Table 2**.

[1 mark]

Tick (✓) **one** box.

Titan's atmosphere contains too little argon.

Titan's atmosphere contains too little carbon dioxide.

Titan's atmosphere contains too little methane.

Titan's atmosphere contains too little nitrogen.

Turn over ►

0 4 . 4

Titan is warmer than the other moons of Saturn because of the greenhouse effect.

How do greenhouse gases trap energy from the sun?

[1 mark]Tick (✓) **one** box.

All wavelengths of radiation are reflected back to the surface of Titan.

Long wavelength radiation is reflected back to the surface of Titan.

Short wavelength radiation is reflected back to the surface of Titan.

As well as methane, the atmosphere of Titan contains small amounts of propene gas.
Methane is an alkane and propene is an alkene.

0 4 . 5

Bromine water is an orange solution used to identify alkenes.

Draw **one** line from each gas to its effect on bromine water.**[2 marks]**

Gas	Effect on bromine water
Methane	Forms a blue solution
	Forms a colourless solution
	Forms a green solution
Propene	Forms a white precipitate
	No effect



0	4	.	6
---	---	---	---

Propene reacts with water (steam) to make propanol.

The ratio of the masses of propene and water that react is:

propene : water

7 : 3

Calculate the mass of propene that reacts with 21 g water.

[2 marks]

Mass = _____ g

9

Turn over for the next question

Turn over ►



0 5

Figure 3 shows a surfer on a surfboard.

Figure 3



Some surfboards are made from addition polymers.

Addition polymers are made from small alkene molecules.

0 5 . 1

Which type of bonding is present in small alkene molecules?

[1 mark]

Tick (✓) **one** box.

Covalent

Ionic

Metallic



0 5 . 2 What is the functional group in these small alkene molecules?

[1 mark]

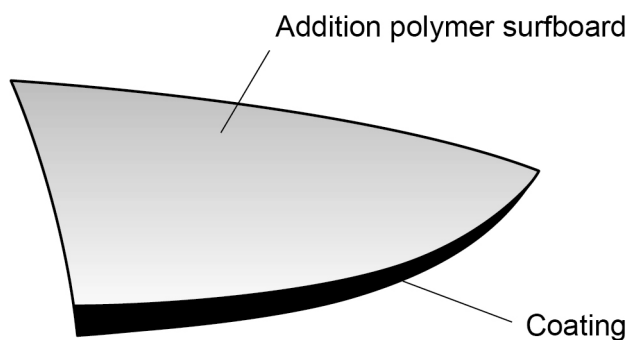
Tick (✓) **one** box.



Figure 4 shows the structure of part of an addition polymer surfboard.

The outer surface of the surfboard is coated.

Figure 4



The coating is made from soda-lime glass fibres surrounded by a plastic.

0 5 . 3 What type of material is the coating of the surfboard?

[1 mark]

Tick (✓) **one** box.

Alloy

Ceramic

Composite

Nanotube

Turn over ►



0 5 . 4 Complete the sentence.

Choose answers from the box.

[2 marks]

air	ammonia	copper
	limestone	sand

The materials used to make the soda-lime glass fibres are sodium carbonate,

_____ and _____.

0 5 . 5 Suggest **two** reasons why surfboards are coated.

[2 marks]

1 _____

2 _____

Some surfboards are made from wood.

Table 3 contains information about the materials in an addition polymer surfboard and a wooden surfboard.

Table 3

	Addition polymer surfboard	Wooden surfboard
Relative strength	14	38
Cost (£ per m³)	140	390
Density (kg/m³)	50	150
Disposal at end of life	Difficult to recycle	Can be used as fuel



0 5 . 6

Suggest **two** advantages and **two** disadvantages of using addition polymers rather than wood to make surfboards.

Use **Table 3**.

[4 marks]

Advantages of addition polymers _____

Disadvantages of addition polymers _____

0 5 . 7

Calculate the volume of wood in a wooden surfboard of mass 5.25 kg

Use **Table 3** and the equation:

$$\text{Density in kg/m}^3 = \frac{\text{Mass in kg}}{\text{Volume in m}^3}$$

[3 marks]

Volume = _____ m³

14

Turn over ►



A student investigated how the mass of three iron nails, **A**, **B** and **C**, increased after rusting.

Table 4 shows the student's results.

Table 4

Nail	Mass of nail before rusting in g	Mass of nail after rusting in g	Increase in mass of nail in g
A	1.22	1.30	0.08
B	1.25	1.36	X
C	1.24	1.33	0.09

06.2 Calculate **X** in **Table 4**.

[1 mark]

X = _____ g

06.3 Calculate the mean increase in mass of the three iron nails, **A**, **B** and **C**.

Use **Table 4** and your answer to Question **06.2**

[1 mark]

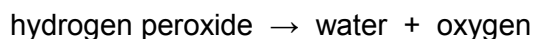
Mean increase in mass = _____ g



0 7

Some students investigated the rate of decomposition of hydrogen peroxide.

The equation for the reaction is:



0 7 . 1

Complete the sentence.

Choose an answer from the box.

[1 mark]**a burning splint****a glowing splint****damp litmus paper****limewater**

The students tested the gas produced to show that it was oxygen.

The students used _____.

Student **A** investigated the effect of the particle size of a manganese dioxide catalyst on the rate of the reaction.

This is the method used.

1. Measure 25 cm³ hydrogen peroxide solution into a conical flask.
2. Add some fine manganese dioxide powder to the conical flask.
3. Measure the volume of oxygen produced every 30 seconds for 10 minutes.
4. Repeat steps 1 to 3 two more times.
5. Repeat steps 1 to 4 with coarse manganese dioxide lumps.



0 7 . 2 The method student **A** used did **not** give repeatable results.

How could student **A** make the results repeatable?

[1 mark]

Tick (✓) **one** box.

Student **A** should make measurements every 2 minutes.

Student **A** should measure the mass of manganese dioxide.

Student **A** should use 50 cm³ hydrogen peroxide.

Student **A** should use a beaker instead of a conical flask.

Student **B** used a method which gave repeatable results.

0 7 . 3 How could student **B** improve the accuracy of these results?

[1 mark]

Tick (✓) **one** box.

Calculate a mean but do not include any anomalous results.

Calculate a mean but do not include the first set of results.

Record the results in a table and plot the results on a bar chart.

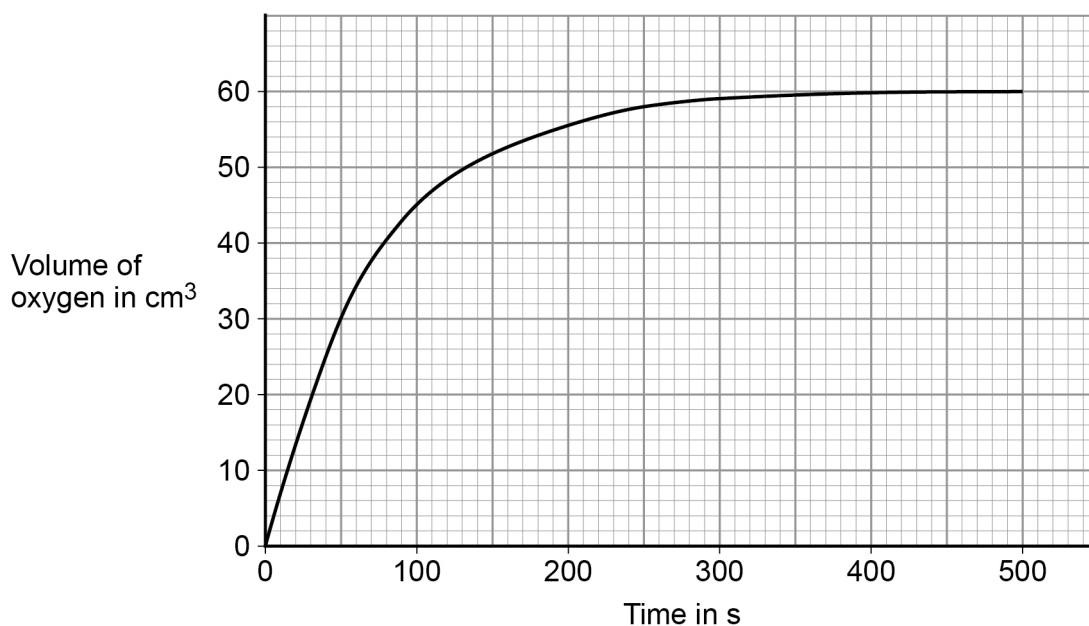
Record the results in a table and plot the results on a line graph.

Turn over ►



Figure 5 shows student B's results for coarse manganese dioxide lumps.

Figure 5



0 7 . 4

Calculate the mean rate of reaction between 30 and 250 seconds for coarse manganese dioxide lumps.

Use **Figure 5** and the equation:

$$\text{Mean rate of reaction} = \frac{\text{Volume of oxygen formed}}{\text{Time taken}}$$

Give your answer to 3 significant figures.

[4 marks]

Volume of oxygen formed _____

Time taken _____

Mean rate of reaction = _____ cm³/s



0 7 . 5 Fine manganese dioxide powder produces a higher rate of reaction than coarse manganese dioxide lumps.

Sketch on **Figure 5** the results you would expect for student **B**'s experiment with fine manganese dioxide powder.

[2 marks]

0 7 . 6 Hydrogen peroxide molecules collide with manganese dioxide particles during the reaction.

Why does fine manganese dioxide powder produce a higher rate of reaction than coarse manganese dioxide lumps?

[1 mark]

Tick (✓) **one** box.

Fine manganese dioxide powder has a larger surface area.

Fine manganese dioxide powder has larger particles.

Fine manganese dioxide powder produces less frequent collisions.

Turn over for the next question

10

Turn over ►



0 8

This question is about crude oil and hydrocarbons.

Figure 6 shows a fractionating column used to separate crude oil into fractions.

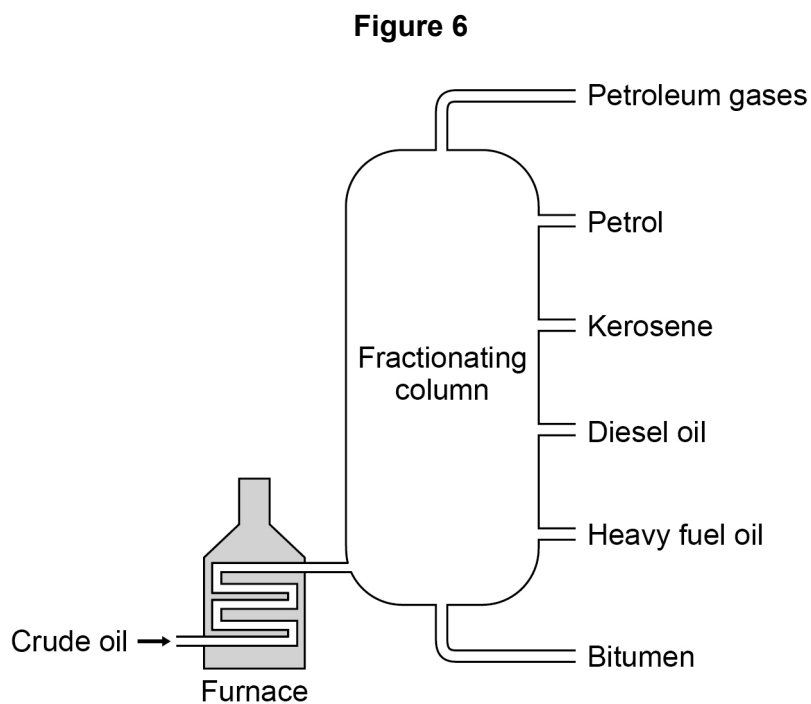


Table 5 gives information about some of the fractions.

Table 5

Fraction	Boiling point range in °C
Petroleum gases	Below 30
Petrol	40–110
Kerosene	180–260
Diesel oil	260–320
Heavy fuel oil	320–400
Bitumen	400–450



0 8 . 1 Suggest a suitable temperature for the furnace in **Figure 6**.

[1 mark]

_____ °C

0 8 . 2 Explain why diesel oil collects above heavy fuel oil but below kerosene in the fractionating column.

Use **Table 5**.

[2 marks]

0 8 . 3 Suggest **two** reasons why bitumen is **not** used as a fuel.

[2 marks]

1 _____

2 _____

Question 8 continues on the next page

Turn over ►



0 8 . 4 Petrol contains mainly alkanes.

Which of the following compounds is an alkane?

[1 mark]

Tick (✓) **one** box.



Large hydrocarbon molecules in the diesel oil fraction are cracked to produce smaller hydrocarbon molecules.

0 8 . 5 Describe the conditions needed to crack hydrocarbon molecules from the diesel oil fraction.

[2 marks]



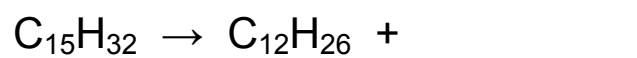
0 8 . 6

Explain why large hydrocarbon molecules in the diesel oil fraction are cracked to produce smaller hydrocarbon molecules.

[2 marks]

0 8 . 7

Complete the equation for the cracking of $C_{15}H_{32}$

[1 mark]

Turn over for the next question

11**Turn over ►**

0 9

This question is about lithium carbonate.

Lithium carbonate is used in medicines.

Figure 7 shows a tablet containing lithium carbonate.

Figure 7



0 9 . 1

Lithium carbonate contains lithium ions and carbonate ions.

A student tested the tablet for lithium ions and for carbonate ions.

The student used:

- a metal wire
- dilute hydrochloric acid
- limewater.

Plan an investigation to show the presence of lithium ions **and** of carbonate ions in the tablet.

You should include the results of the tests for the ions.

[6 marks]



09.2

The tablet also contains other substances.

The substances in tablets are present in fixed amounts.

What name is given to mixtures like tablets?

[1 mark]

09.3

The tablet has a mass of 1.20 g and contains 700 mg of lithium carbonate.

Calculate the percentage by mass of lithium carbonate in this tablet.

[3 marks]

Percentage by mass of lithium carbonate = _____ %

<hr/> 10

Turn over ►



There are no questions printed on this page

*Do not write
outside the
box*

**DO NOT WRITE ON THIS PAGE
ANSWER IN THE SPACES PROVIDED**

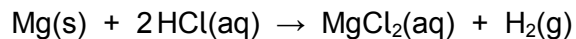


1	0
---	---

This question is about rate of reaction.

A student investigated the rate of the reaction between magnesium and dilute hydrochloric acid.

The equation for the reaction is:



1	0
---	---

1

Which state symbol in the equation for the reaction does **not** represent one of the three states of matter?

[1 mark]

The student determined the rate of production of hydrogen gas.

1	0
---	---

2

What **two** pieces of measuring apparatus could the student use to find the rate of production of hydrogen gas?

[2 marks]

1 _____

2 _____

Question 10 continues on the next page

Turn over ►



Table 6 shows the results of the investigation.

Table 6

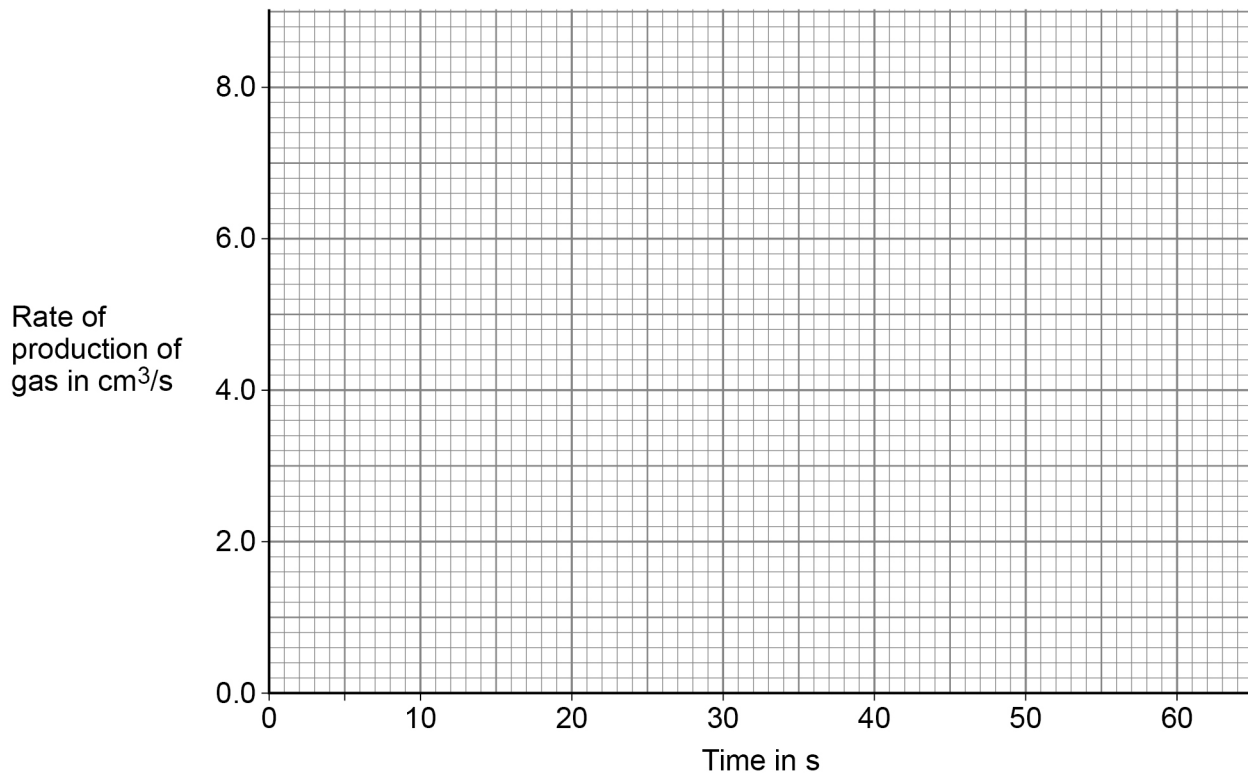
Time in s	Rate of production of gas in cm ³ /s
10	6.9
20	3.9
30	2.0
40	0.9
50	0.3
60	0.0

1 0 . 3 Plot the data from **Table 6** on **Figure 8**.

You should draw a line of best fit.

[3 marks]

Figure 8



1 0 . 4

Give **three** conclusions that can be drawn about the rate of reaction between magnesium and dilute hydrochloric acid in this investigation.

Use data from **Figure 8** and **Table 6**.

[3 marks]

1 _____

2 _____

3 _____

1 0 . 5

The student repeated the investigation using dilute hydrochloric acid at a higher temperature.

All the other variables were kept the same.

Which **two** statements are correct?

[2 marks]

Tick (✓) **two** boxes.

More bubbles were produced in the first 10 seconds.

The activation energy for the reaction was higher.

The magnesium was used up more quickly.

The reaction finished at the same time.

The total volume of gas collected was greater.

11

END OF QUESTIONS



There are no questions printed on this page

*Do not write
outside the
box*

**DO NOT WRITE ON THIS PAGE
ANSWER IN THE SPACES PROVIDED**

Copyright information

For confidentiality purposes, from the November 2015 examination series, acknowledgements of third-party copyright material will be published in a separate booklet rather than including them on the examination paper or support materials. This booklet is published after each examination series and is available for free download from www.aqa.org.uk after the live examination series.

Permission to reproduce all copyright material has been applied for. In some cases, efforts to contact copyright-holders may have been unsuccessful and AQA will be happy to rectify any omissions of acknowledgements. If you have any queries please contact the Copyright Team, AQA, Stag Hill House, Guildford, GU2 7XJ.

Copyright © 2019 AQA and its licensors. All rights reserved.



3 6



1 9 6 G 8 4 6 2 / 2 F

IB/G/Jun19/8462/2F